



PERFECT AMBIANCE

Ceiling unit SMMSu



Highlights

- Attractive design
- Low noise level
- Optimal air distribution in cooling & heating mode



Under ceiling unit for combination with VRF outdoor units from the MiNi-SMMS-e, SMMS-e, SMMS-u and SHRM-e model series (size 003 for SMMS-u only). Elegant design with rounded edges and a large air discharge louver flap for optimal air circulation. Available in seven capacity sizes from 4.5 to 16.0 kW.

→ Performance

- Very high energy efficiency
- Optimal temperature distribution right down to the floor in heating mode
- High-performance heat exchanger
- Self-cleaning function
- Low-noise, 3-step fan
- Quiet function
- Auto diagnostic system









→ Flexibility

- Optimal air distribution, even in high spaces
- Easy-to-remove, washable dust filters
- Accessory pc-board available for external analog & digital control
- Optional WiFi control via smartphone, tablet, or PC

→ Technical details

- Easy installation via removable suspension fixtures
- TCB-DP31CE drain pump optionally available
- Receiver for infrared remote control can be integrated
- Can be combined with all wired remote controls
- Automatic restart after power blackout adjustable

Ceiling unit SMMSu

Technical data			MMC-UP0151HP-E
Cooling capacity	kW		4,50
Power consumption (min./nom./max.)	kW		0,033
Heating capacity	kW		5,00
Power consumption (min./nom./max.)	kW		0,033
Airflow	m ³ /h		540/690/840
Sound pressure level (low/med/high)	dB(A)		28/34/36
Sound pressure level (low/med/high)	dB(A)		28/34/36
Liquid pipe diameter	mm (inch)		6,4 (¼)
Suction gas pipe diameter	mm (inch)		12,7 (½)
Condensate pipe diameter	mm		VP20 (20/26)
Power supply	V/Ph+N/Hz		220-240/1/50
Running current	A		0,38
Running current	A		0,38
Current consumption (nom.)	A		0,38
Refrigerant			R410A
Dimensions (HxWxD)	mm		235 x 950 x 690
Weight	kg		24

 Cooling  Heating

The measuring conditions for this product can be found at <http://www.toshiba-klima.at/en/measuring-conditions.html>



Energy Label: Energy label **A+ to A+++**, indicates the power consumption and energy efficiency class.



HI POWER: Particularly strong airflow for quickly reaching the requested temperature.



ErP Ecodesign: All criteria of **ECODESIGN**-guideline are fulfilled and confirm highest system efficiency.



Auto diagnostic: Check of system for flawless operation.



Hybrid inverter control: Smooth capacity regulation.



Eco Mode: Energy saving function.



Rotary compressor: Reliability and high efficiency.



Quiet Mode: Particularly low noise level - whispering mode.



Twin rotary compressor: Long-lasting, smoothly running and highest efficiency.



Comfort Sleep: Gradual increase of temperature by 2 °C until morning.



R410A: Used refrigerant: R410A.



Power Selection: Capacity regulation and therefore power savings of up to 25, 50 or 75%.



R32: Used refrigerant: R32.



Floor Mode: Natural floor warming effect for greater comfort.



Wifi ready: Optional control of the system via a smartphone.



Preset Mode: Activates individual settings at the touch of a button.



KNX: Optional KNX bus connection.



One Touch Mode: Fully automatic operation adapted to your needs.



Dust filter: Washable filter against coarse contamination.



Timer: Individual programming of on-/off times.



IAQ filter: Fine mesh filter with natural substances.



Off Timer: Shutdown of the unit at chosen times (30 min to 12 h).



Active carbon-catechin filter: Cleansing filter with enzymes from green tea.



Week Timer: Up to four settings per day and seven per week.



Plasma filter: Pure Mode: Electrostatic filter system.



Automatic Restart: After a power blackout.



Air ionizer: Negative ions cover polluted particles in the air. Dust, pollen and smoke are neutralized.



8 °C frost protection function: Frost protection for uninhabited rooms.



Self-cleaning function: Usage of condensate water for cleaning.



Louver: Flexible setting of louvers.



Auto Mode: Automatic selection between cooling and heating.



3D Airflow: 6 different airflow patterns in all directions.